


Sequence Report



Summary

Sequence Result:  PASSED

Sequence Report



Signal Path1 : Signal Path Setup

Output Connector:	Analog Balanced
Channels:	1
Source Impedance:	100 Ohm
Input Connector:	Analog Balanced
Channels:	1
Termination:	200 kOhm
Max Input Bandwidth:	90 kHz
Device Delay:	0.000 s
Coupling:	AC

Signal Path1 : Reference Levels at rated power output

dBr G:	100.0 mVrms
dBm (Output Power):	600.0 Ohm
W(watts) (Output Power):	8.000 Ohm
Shared Frequency Reference:	1.00000 kHz
dBrA:	49.10 Vrms
dBrB:	6.000 Vrms
dBrA Offset:	0.000 dB
dBrB Offset:	0.000 dB
dB SPL1:	10.00 mVrms
dB SPL2:	10.00 mVrms
dB SPL1 Calibrator Level:	94.000 dB SPL
dB SPL2 Calibrator Level:	94.000 dB SPL
dBm (Input Power):	600.0 Ohm
W(watts) (Input Power):	8.000 Ohm

Sequence Report



Signal Path1 : Level and Gain at rated power output

Waveform: Sine
Generator Level: 2.000 Vrms
Frequency: 1.00000 kHz
Low-pass Filter: 20 kHz

Level

Ch1 499.5 W

Gain

Ch1 29.995 dB

Signal Path1 : THD+N at Rated Power Output

Waveform: Sine
Generator Level: 2.000 Vrms
Frequency: 1.00000 kHz
Low-pass Filter: 20 kHz
Noise/Dist. Filter: A-wt.
High-pass Filter: 20 Hz

THD+N Ratio

Ch1 0.003440 %

Sequence Report



Signal Path1 : Frequency Response- Broadband 80Khz

Generator Level: 200.0 mVrms

Start Frequency: 10.0000 Hz

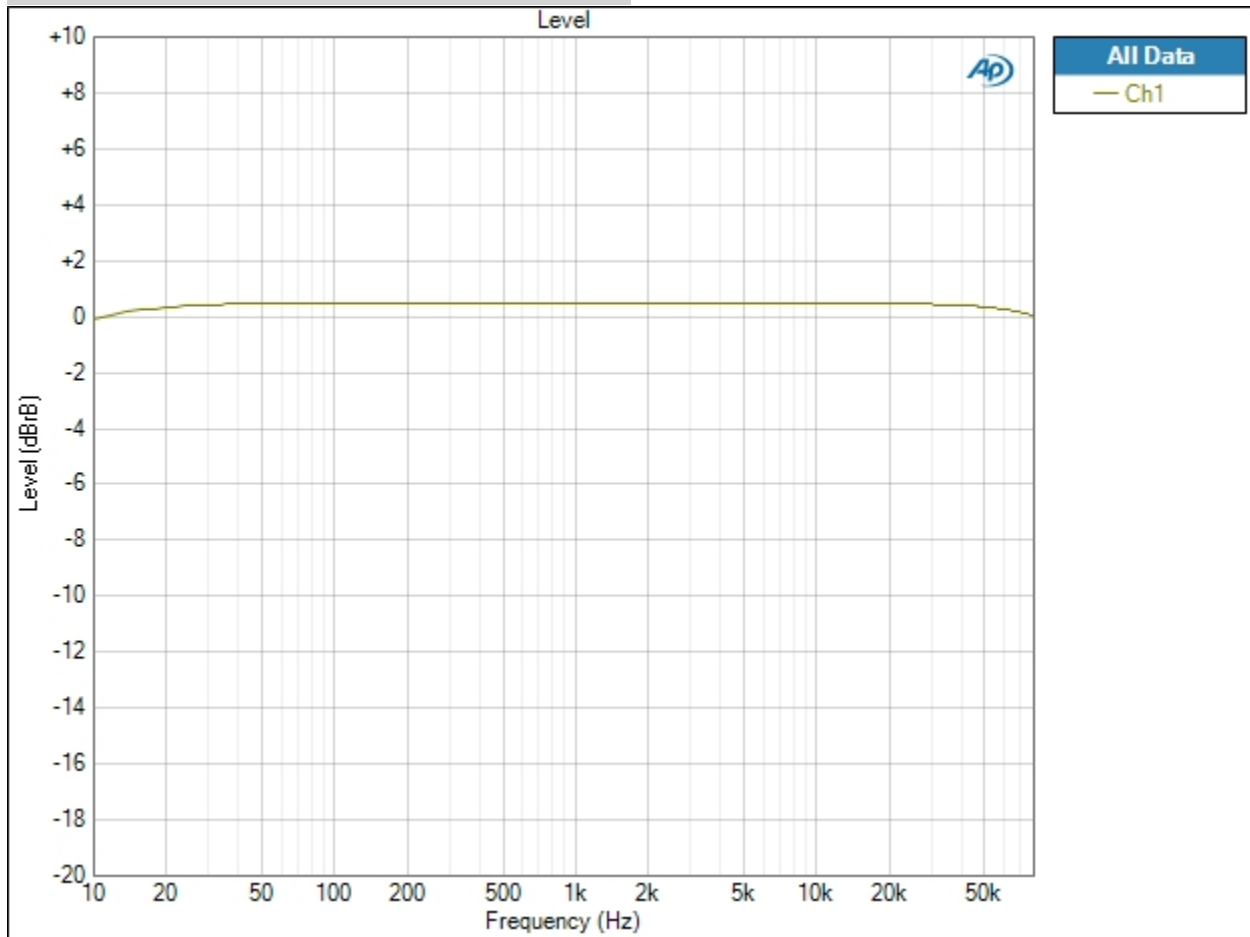
Stop Frequency: 80.0000 kHz

Sweep: 800.0 ms

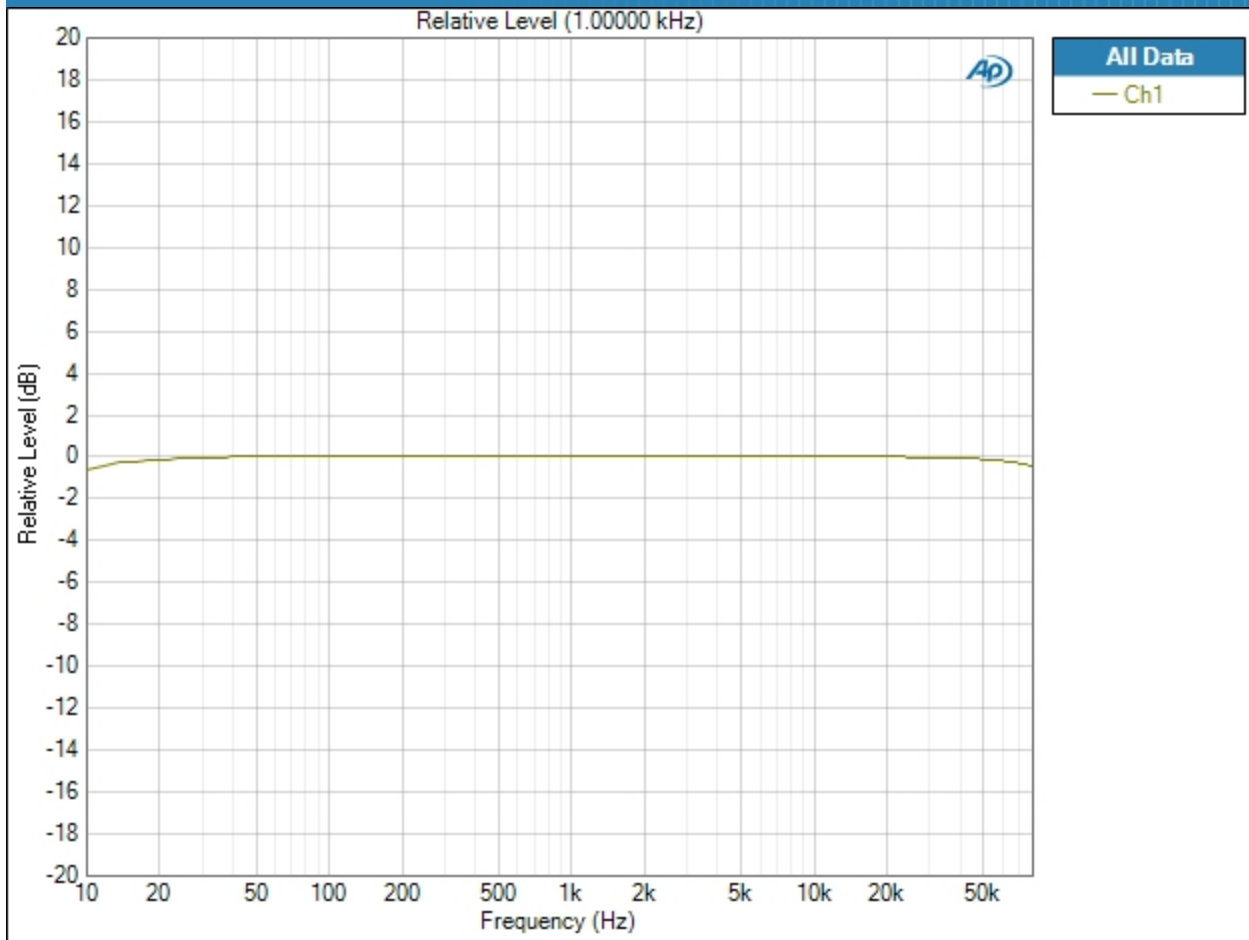
Pre-Sweep: 200.0 ms

Extend Acquisition By: 10.00 ms

Level



Relative Level (1.00000 kHz)



Relative Level (1.00000 kHz) Parameters

Mode: Normalized at Reference

Ref Frequency: 1.00000 kHz

Deviation (20.0000 Hz - 20.0000 kHz)

Ch1 ±0.082 dB

Deviation (20.0000 Hz - 20.0000 kHz) Parameters

Min: 20.0000 Hz

Max: 20.0000 kHz

Sequence Report



Signal Path1 : Signal to Noise Ratio at rated power output

Waveform: Sine
Generator Level: 2.000 Vrms
Frequency: 1.00000 kHz
Low-pass Filter: 20 kHz
Noise/Dist. Filter: A-wt.
High-pass Filter: 20 Hz

Signal to Noise Ratio

Ch1 116.858 dB

Signal Path1 : Signal to Noise Ratio at 1 watt output

Waveform: Sine
Generator Level: 100.0 mVrms
Frequency: 1.00000 kHz
Low-pass Filter: 20 kHz
Noise/Dist. Filter: A-wt.
High-pass Filter: 20 Hz

Signal to Noise Ratio

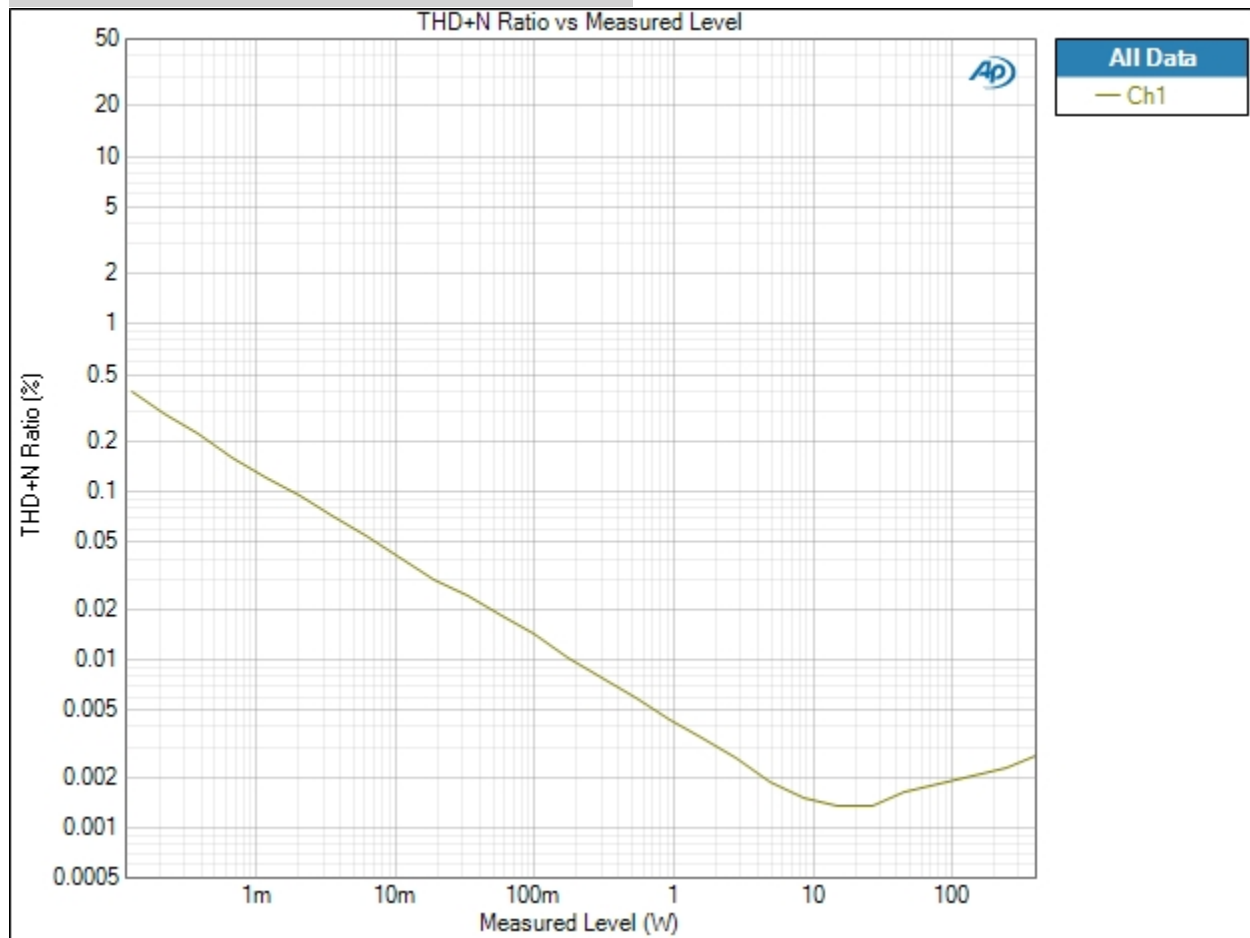
Ch1 91.013 dB

Sequence Report

Signal Path1 : THD vs. power output

Waveform: Sine
Frequency: 1.00000 kHz
Start Level: 1.000 mVrms
Stop Level: 3.150 Vrms
Step Type: Logarithmic
Number of Points: 30
Low-pass Filter: 20 kHz

THD+N Ratio vs Measured Level



Sequence Report



Signal Path1 : Amplifier response across the audio bandwidth

Generator Level: 1.633 Vrms
Start Frequency: 20.0000 kHz
Stop Frequency: 20.0000 Hz
Step Type: Logarithmic
Number of Points: 31
Low-pass Filter: 20 kHz
Phase Ref Channel: Ch1

Level

